

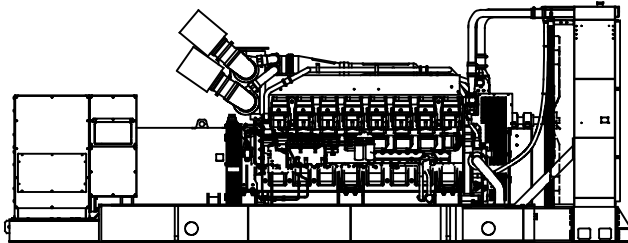


Tier 2 EPA-Certified for Stationary Emergency Applications

Ratings Range

60 Hz

Standby:	kW	1480-1780
	kVA	1850-2225
Prime:	kW	1350-1650
	kVA	1688-2063



Standard Features

- Kohler Co. provides one-source responsibility for the generating system and accessories.
- The generator set and its components are prototype-tested, factory-built, and production-tested.
- The 60 Hz generator set offers a UL 2200 listing.
- The generator set accepts rated load in one step.
- The 60 Hz generator set meets NFPA 110, Level 1, when equipped with the necessary accessories and installed per NFPA standards.
- A standard one-year limited warranty covers all generator set systems and components. Two-, five-, and ten-year extended limited warranties are also available.
- Alternator features:
 - The pilot-excited, permanent magnet (PM) alternator provides superior short-circuit capability.
 - Additional alternator voltages are available including 12.47 kV, 13.2 kV, and 13.8 kV medium voltages. Contact your local distributor for more detailed information.
 - The brushless, rotating-field alternator has broadrange reconnectability.
- Other features:
 - Kohler designed controllers for one-source system integration and remote communication. See Controllers on page 3.
 - The low coolant level shutdown prevents overheating (standard on radiator models only).
 - An electronic, isochronous governor delivers precise frequency regulation.
 - Multiple circuit breaker configurations.

Generator Set Ratings

Alternator	Voltage	Ph	Hz	150°C Rise Standby Rating		130°C Rise Standby Rating		125°C Rise Prime Rating		105°C Rise Prime Rating	
				kW/kVA	Amps	kW/kVA	Amps	kW/kVA	Amps	kW/kVA	Amps
7M4052	220/380	3	60	1480/1850	2811	1480/1850	2811	1350/1688	2564	1350/1688	2564
	240/416	3	60	1620/2025	2810	1610/2013	2793	1470/1838	2550	1460/1825	2533
	277/480	3	60	1750/2188	2631	1750/2188	2631	1650/2063	2481	1600/2000	2406
7M4054	220/380	3	60	1590/1988	3020	1590/1988	3020	1450/1813	2754	1450/1813	2754
	240/416	3	60	1780/2225	3088	1780/2225	3088	1620/2025	2810	1620/2025	2810
	277/480	3	60	1780/2225	2676	1780/2225	2676	1620/2025	2436	1620/2025	2436
7M4056	220/380	3	60	1780/2225	3381	1780/2225	3381	1620/2025	3077	1620/2025	3077
	240/416	3	60	1780/2225	3088	1780/2225	3088	1620/2025	2810	1620/2025	2810
	277/480	3	60	1780/2225	2676	1780/2225	2676	1620/2025	2436	1620/2025	2436
7M4176	220/380	3	60	1780/2225	3381	1780/2225	3381	1620/2025	3077	1620/2025	3077
7M4292	347/600	3	60	1780/2225	2141	1780/2225	2141	1620/2025	1949	1620/2025	1949
7M4370	2400/4160	3	60	1780/2225	309	1780/2225	309	1620/2025	281	1620/2025	281
7M4374	2400/4160	3	60	1780/2225	309	1780/2225	309	1620/2025	281	1620/2025	281

RATINGS: All three-phase units are rated at 0.8 power factor. *Standby Ratings:* The standby rating is applicable to varying loads for the duration of a power outage. There is no overload capability for this rating. *Prime Power Ratings:* At varying load, the number of generator set operating hours is unlimited. A 10% overload capacity is available for one hour in twelve. Ratings are in accordance with ISO-8528-1 and ISO-3046-1. For limited running time and continuous ratings, consult the factory. Obtain technical information bulletin (TIB-101) for ratings guidelines, complete ratings definitions, and site condition derates. The generator set manufacturer reserves the right to change the design or specifications without notice and without any obligation or liability whatsoever.

Alternator Specifications

Specifications	Alternator
Type	4-Pole, Rotating-Field
Exciter type	Brushless, Permanent-Magnet Pilot Exciter
Voltage regulator	Solid State, Volts/Hz
Insulation:	NEMA MG1
Material	Class H, Synthetic, Nonhygroscopic
Temperature rise	130°C, 150°C Standby
Bearing: quantity, type	1, Sealed
Coupling	Flexible Disc
Amortisseur windings	Full
Rotor balancing	125%
Voltage regulation, no-load to full-load	Controller Dependent
One-step load acceptance	100% of Rating
Unbalanced load capability	100% of Rated Standby Current
Peak motor starting kVA:	(35% dip for voltages below)
480 V 7M4052 (4 bus bar)	5500
480 V 7M4054 (4 bus bar)	7000
480 V 7M4056 (4 bus bar)	7200
380 V 7M4176 (4 bus bar)	5400
600 V 7M4292 (4 bus bar)	4250
4160 V 7M4370 (6 lead)	5500
4160 V 7M4374 (6 lead)	6200

- NEMA MG1, IEEE, and ANSI standards compliance for temperature rise and motor starting.
- Sustained short-circuit current of up to 300% of the rated current for up to 10 seconds.
- Sustained short-circuit current enabling downstream circuit breakers to trip without collapsing the alternator field.
- Self-ventilated and dripproof construction.
- Superior voltage waveform from two-thirds pitch windings and skewed stator.
- Digital solid-state, volts-per-hertz voltage regulator with $\pm 0.25\%$ no-load to full-load regulation.
- Brushless alternator with brushless pilot exciter for excellent load response.

Application Data

Engine

Engine Specifications	
Manufacturer	Mitsubishi
Engine model	S16R-Y2PTAW2-1
Engine type	4-Cycle, Turbocharged
Cylinder arrangement	16 V
Displacement, L (cu. in.)	65.4 (3989)
Bore and stroke, mm (in.)	170 x 180 (6.69 x 7.09)
Compression ratio	14.0:1
Piston speed, m/min. (ft./min.)	648 (2126)
Main bearings: quantity, type	9, Precision Half-Shell
Rated rpm	1800
Max. power at rated rpm, kWm (BHP)	2180 (2923)
Cylinder head material	Cast Iron
Crankshaft material	Forged Steel
Governor type	Electronic
Frequency regulation, no-load to full-load	Isochronous
Frequency regulation, steady state	$\pm 0.25\%$
Frequency	Fixed
Air cleaner type, all models	Dry

Exhaust

Exhaust System	
Exhaust manifold type	Dry
Exhaust flow at rated kW, m ³ /min. (cfm)	490 (17302)
Exhaust temperature at rated kW, dry exhaust, °C (°F)	526 (979)
Maximum allowable back pressure, kPa (in. Hg)	5.1 (1.5)
Exhaust outlet size at engine hookup, mm (in.)	See ADV drawing

Engine Electrical

Engine Electrical System		
Battery charging alternator:		
Ground (negative/positive)		Negative
Volts (DC)		24
Ampere rating		30
Starter motor rated voltage (DC)		Dual, 24
Battery, recommended cold cranking amps (CCA):		
Quantity, CCA rating each		Four, 1150
Battery voltage (DC)		12

Fuel

Fuel System	
Fuel supply line, min. ID, mm (in.)	19 (0.75)
Fuel return line, min. ID, mm (in.)	19 (0.75)
Max. lift, engine-driven fuel pump, m (ft.)	1.0 (3.0)
Max. fuel flow, Lph (gph)	720 (190)
Max. fuel pump restriction, kPa (in. Hg)	10 (3.0)
Max. return line restriction, kPa (in. Hg)	20 (5.9)
Fuel filter: quantity, type	4, Secondary
Recommended fuel	#2 Diesel

Lubrication

Lubricating System	
Type	Full Pressure
Oil pan capacity, L (qt.) §	200 (211)
Oil pan capacity with filter, L (qt.) §	230 (243)
Oil filter: quantity, type §	4, Cartridge
Oil cooler	Water-Cooled
§ Kohler recommends the use of Kohler Genuine oil and filters.	

Application Data

Cooling

Radiator System	
Ambient temperature, °C (°F)	40 (104)
Engine jacket water capacity, L (gal.)	170 (44.9)
Radiator system capacity, including engine, L (gal.)	367 (96.9)
Engine jacket water flow, Lpm (gpm)	1850 (489)
Charge cooler water flow, Lpm (gpm)	920 (243)
Heat rejected to cooling water at rated kW, dry exhaust, kW (Btu/min.)	702 (39937)
Heat rejected to charge cooler water at rated kW, dry exhaust, kW (Btu/min.)	702 (39937)
Water pump type	Centrifugal
Fan diameter, including blades, mm (in.)	2057 (81)
Fan kWm (HP)	81 (109)
Max. restriction of cooling air, intake and discharge side of radiator, kPa (in. H ₂ O)	0.125 (0.5)

High Ambient Radiator System	
Ambient temperature, °C (°F)	50 (122)
Engine jacket water capacity, L (gal.)	170 (44.9)
Radiator system capacity, including engine, L (gal.)	386 (102)
Engine jacket water flow, Lpm (gpm)	1850 (489)
Charge cooler water flow, Lpm (gpm)	920 (243)
Heat rejected to cooling water at rated kW, dry exhaust, kW (Btu/min.)	702 (39937)
Heat rejected to charge cooler water at rated kW, dry exhaust, kW (Btu/min.)	702 (39937)
Water pump type	Centrifugal
Fan diameter, including blades, mm (in.)	2362 (93)
Fan kWm (HP)	63 (84)
Max. restriction of cooling air, intake and discharge side of radiator, kPa (in. H ₂ O)	0.125 (0.5)

Remote Radiator System†	
Exhaust manifold type	Dry
Connection sizes:	
Jacket water engine inlet, mm (in.)	95 (3.75)
Jacket water engine outlet, mm (in.)	95 (3.75)
Intercooler water engine inlet, mm (in.)	83 (3.25)
Intercooler water engine outlet, mm (in.)	83 (3.25)
Static head allowable above engine, kPa (ft. H ₂ O)	98 (32.8)

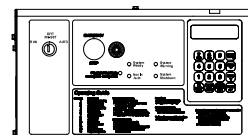
† Contact your local distributor for cooling system options and specifications based on your specific requirements.

Operation Requirements

Air Requirements	
Radiator-cooled cooling air, m ³ /min. (scfm)‡	2209 (78000)
High ambient radiator-cooled cooling air, m ³ /min. (scfm)‡	2718 (96000)
Cooling air required for generator set when equipped with city water cooling or remote radiator, based on 14°C (25°F) rise, m ³ /min. (scfm)‡	898 (31700)
Combustion air, m ³ /min. (cfm)	206 (7274)
Heat rejected to ambient air:	
Engine, kW (Btu/min.)	162 (9216)
Alternator, kW (Btu/min.)	88 (5004)
‡ Air density = 1.20 kg/m ³ (0.075 lbm/ft ³)	

Fuel Consumption	
Diesel, Lph (gph) at % load	Standby Rating
100%	536 (141.6)
75%	403 (106.6)
50%	271 (71.6)
25%	154 (40.6)
Diesel, Lph (gph) at % load	Prime Rating
100%	487 (128.7)
75%	366 (96.7)
50%	251 (66.3)
25%	142 (37.6)

Controllers

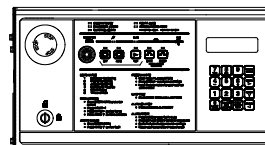


Decision-Maker® 550 Controller

Provides advanced control, system monitoring, and system diagnostics with remote monitoring capabilities.

- Digital display and keypad provide easy local data access
- Measurements are selectable in metric or English units
- Remote communication thru a PC via network or modem configuration
- Controller supports Modbus® protocol
- Integrated voltage regulator with ±0.25% regulation
- Built-in alternator thermal overload protection
- NFPA 110 Level 1 capability

Refer to G6-46 for additional controller features and accessories.



Decision-Maker® 6000 Paralleling Controller

Provides advanced control, system monitoring, and system diagnostics with remote monitoring capabilities for paralleling multiple generator sets.

- Paralleling capability with first-on logic, synchronizer, kW and kVAR load sharing, and protective relays
- Digital display and keypad provide easy local data access
- Measurements are selectable in metric or English units
- Remote communication thru a PC via network or modem configuration
- Controller supports Modbus® protocol
- Integrated voltage regulator with ±0.25% regulation
- Built-in alternator thermal overload protection
- NFPA 110 Level 1 capability

Refer to G6-107 for additional controller features and accessories.

Modbus® is a registered trademark of Schneider Electric.

Standard Features

- Alternator Protection
- Alternator Strip Heater (standard on 3300 volt and above)
- Customer Connection (Decision-Maker® 6000 controller only)
- Local Emergency Stop Switch
- Oil Drain Extension
- Operation and Installation Literature
- Radiator Core Guard

Available Options

Approvals and Listings

- CSA Certified
- IBC Seismic Certification
- UL 2200 Listing

Enclosed Unit

- Sound Enclosure/Fuel Tank Package
- Weather Enclosure/Fuel Tank Package

Open Unit

- Exhaust Silencer, Hospital (kit: PA-361627)
- Exhaust Silencer, Critical (kit: PA-361625)
- Flexible Exhaust Connector, Stainless Steel

Fuel System

- Flexible Fuel Lines
- Fuel Pressure Gauge
- Fuel/Water Separator

Controller

- Common Failure Relay
- Communication Products and PC Software
- Customer Connection (Decision-Maker® 550 controller only)
- Dry Contact (isolated alarm)
- Prime Power Switch
- Remote Audiovisual Alarm Panel (Decision-Maker® 550 controller only)
- Remote Emergency Stop
- Remote Mounting Cable
- Remote Serial Annunciator Panel
- Run Relay
- Manual Speed Adjustment (Decision-Maker® 550 and APM402 controllers only)

Cooling System

- Block Heater; 9000 W, 208 V, 1 Ph
- Block Heater; 9000 W, 240 V, (Select 1 Ph or 3 Ph)
- Block Heater; 9000 W, 380 V, 3 Ph
- Block Heater; 9000 W, 480 V, (Select 1 Ph or 3 Ph)
Required for Ambient Temperatures Below 0°C (32°F)
- High Ambient Radiator
- Remote Radiator Cooling Setup

Electrical System

- Alternator Strip Heater (available up to 600 volt)
- Battery
- Battery Charger, Equalize/Float Type
- Battery Heater
- Battery Rack and Cables
- Line Circuit Breaker (NEMA type 1 enclosure)
- Line Circuit Breaker with Shunt Trip (NEMA type 1 enclosure)

Paralleling System

- Remote Voltage Adjustment Control
- Voltage Sensing (Decision-Maker® 6000 controller only)

Miscellaneous

- Air Cleaner, Heavy Duty
- Air Cleaner Restriction Indicator
- Crankcase Emission Canister
- Engine Fluids (oil and coolant) Added
- Oil Temperature Gauge
- Rated Power Factor Testing
- Spring Isolators

Literature

- General Maintenance
- NFPA 110
- Overhaul
- Production

Warranty

- 2-Year Basic Limited Warranty
- 2-Year Prime Limited Warranty
- 5-Year Basic Limited Warranty
- 5-Year Comprehensive Limited Warranty
- 10-Year Major Components Limited Warranty

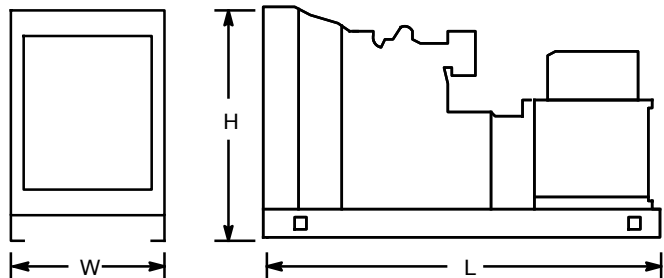
Other Options

- _____
- _____

Dimensions and Weights

Overall Size, L x W x H, max., mm (in.):

40°C Radiator	6790 x 2426 x 2602 (267.3 x 95.5 x 102.4)
50°C Radiator	6831 x 2766 x 3091 (268.9 x 108.9 x 121.7)
Weight 40°C Radiator, wet, max., kg (lb.):	15422 (34000)
50°C Radiator	16329 (36000)



Note: This drawing is provided for reference only and should not be used for planning the installation. Contact your local distributor for more detailed information.

DISTRIBUTED BY: