



Spark-ignited generator set

125 kW Standby
EPA emissions



Description

Cummins® commercial generator sets are fully integrated power generation systems providing optimum performance, reliability and versatility for stationary Standby and Prime Power applications.

Features

Ford heavy-duty gas engine - Rugged 4-cycle industrial spark-ignited delivers reliable power. The electronic air/fuel ratio control provides optimum engine performance and fast response to load changes.

Three-way catalyst - Simultaneously converts NO_x, CO and HC to nitrogen, oxygen, carbon dioxide and water, minimizing the harmful emissions of the generator set.

Alternator - Several alternator sizes offer selectable motor starting capability with low reactance 2/3 pitch windings, low waveform distortion with non-linear loads and fault clearing short-circuit capability.

Control system - The PowerCommand® electronic control is standard equipment and provides total genset system integration including automatic remote starting/stopping, precise frequency and voltage regulation, alarm and status message display, AmpSentry™ protection, output metering, auto-shutdown at fault detection and NFPA 110 Level 1 compliance.

Cooling system - Standard cooling package provides reliable running at up to 40 °C (104 °F) ambient temperature.

Enclosures - Optional weather protective and sound attenuated enclosures are available.

NFPA - The generator set complies with NFPA 110 for Level 1 - Type 10 systems.

Warranty and service - Backed by a comprehensive warranty and worldwide distributor network.

Model	Natural gas				Propane				Data sheets
	Standby rating		Prime rating		Standby rating		Prime rating		
	60 Hz kW (kVA)	50 Hz kW (kVA)	60 Hz kW (kVA)	50 Hz kW (kVA)	60 Hz kW (kVA)	50 Hz kW (kVA)	60 Hz kW (kVA)	50 Hz kW (kVA)	
GGHJ	125 (156)				125 (156)				60 Hz NAD-5530-EN

Generator set specifications

Governor regulation class	ISO8528 Part 1 Class G3
Voltage regulation, no load to full load	± 1.0%
Random voltage variation	± 1.0%
Frequency regulation	Isochronous
Random frequency variation	GGHJ ± 0.5%
Radio frequency emissions compliance	Meets requirements of most industrial and commercial applications

Engine specifications

Design	Turbocharged
Bore	90.2 mm (3.55 in.)
Stroke	105.9 mm (4.17 in.)
Displacement	6.8 L (412.5 in ³)
Cylinder block	Cast iron, V 10 cylinder
Battery capacity	600 amps minimum at ambient temperature of 0 °C (32 °F)
Battery charging alternator	95 amps
Starting voltage	12 volt, negative ground
Lube oil filter type(s)	Single spin-on canister-combination full flow with bypass
Standard cooling system	40 °C (104 °F) ambient radiator

Alternator specifications

Design	Brushless, 4 pole, drip proof, revolving field
Stator	2/3 pitch
Rotor	Direct coupled, flexible disc
Insulation system	Class H per NEMA MG1-1.65
Standard temperature rise	150 °C (302 °F) Standby
Exciter type	Torque match (shunt)
Phase rotation	A (U), B (V), C (W)
Alternator cooling	Direct drive centrifugal blower
AC waveform Total Harmonic Distortion (THDV)	< 5% no load to full linear load, < 3% for any single harmonic
Telephone Influence Factor (TIF)	< 50 per NEMA MG1-22.43
Telephone Harmonic Factor (THF)	< 3

Available voltages

60 Hz

3-phase	1-phase
<ul style="list-style-type: none"> • 120/208 • 139/240 • 277/480 	<ul style="list-style-type: none"> • 120/240
<ul style="list-style-type: none"> • 120/240 • 240/416 • 347/600 	
<ul style="list-style-type: none"> • 127/220 • 254/440 	

Note: Consult factory for other voltages.

Generator set options and accessories

Engine

- 120/240 V 1500 W coolant heaters

Fuel system

- Natural gas
- Natural gas/propane liquid with automatic changeover
- Natural gas/propane vapor with automatic changeover
- Propane liquid withdrawal
- Vapor withdrawal

Alternator

- 105 °C (221 °F) rise alternator
- 125 °C (257 °F) rise alternator
- 150 °C (302 °F) rise alternator
- 120/240 V, 100 W anti-condensation heater
- 12 lead, broad range, extended stack (full single phase output)
- Lower broad range
- PMG excitation
- Upper broad range
- Single phase (4 lead)

Exhaust system

- Mounted residential muffler

Generator set options and accessories (continued)

Generator set

- AC entrance box
- Battery
- Battery charger
- Duct adapter
- Enclosure: Aluminum, steel, weather protection or sound attenuated
- Export box packaging
- Main line circuit breaker
- Remote annunciator panel
- UL 2200 Listed
- 2 year, 4000 hour and 3 year, 6000 hour Prime power warranty
- 3 year, 5 year and 10 year Standby warranty with parts, parts and labor, or parts, labor and travel

Note: Some options may not be available on all models - consult factory for availability.

Control system PCC 2100

PowerCommand PCC2100 - An integrated generator set control system providing governing, voltage regulation, engine protection and operator interface functions.

- Includes integral AmpSentry protection, which provides a full range of alternator protection functions that are matched to the alternator provided.
- Control function provides battery monitoring and testing features, and smart starting control system.
- Three phase sensing, full wave rectified voltage regulation system, with a PWM output for stable operation with all load types.
- Standard PCCNet interface.
- Suitable for operation in ambient temperatures from -40 °C to +70 °C (-40 °F to +158 °F) and altitudes to 5000 m (13,000 ft).
- Prototype tested; UL, CSA and CE compliant.
- InPower™ PC-based service tool available for detailed diagnostics, setup, data logging and fault simulation.

AmpSentry AC protection

- AmpSentry protective relay – UL-listed
- Over current and short-circuit shutdown
- Over current warning
- Single and three phase fault regulation
- Over and under voltage shutdown
- Over and under frequency shutdown
- Overload warning with alarm contact
- Reverse power and reverse Var shutdown
- Field overload

Engine protection

- Overspeed shutdown
- Low oil pressure warning and shutdown
- High coolant temperature warning and shutdown
- High oil temperature warning (optional)
- Low coolant level warning or shutdown (optional)
- Low coolant temperature warning
- High and low battery voltage warning
- Weak battery warning
- Dead battery shutdown
- Fail to start (overcrank) shutdown
- Fail to crank shutdown
- Redundant start disconnect
- Cranking lockout
- Sensor failure indication

Operator interface

- Off/manual/auto mode switch
- Manual run/stop switch

- Panel lamp/test switch
- Emergency stop switch
- Alpha-numeric display with pushbutton access, for viewing engine and alternator data and providing setup, controls and adjustments
- LED lamps indicating genset running, not in auto, common warning, common shutdown
- (5) configurable LED lamps
- LED bargraph AC data display (optional)

Alternator data

- Line-to-Line and Line-to-Neutral AC volts
- Three phase AC current
- Frequency
- Total and individual phase kW and kVA

Engine data

- DC voltage
- Lube oil pressure
- Coolant temperature
- Lube oil temperature (optional)

Other data

- Genset model data
- Start attempts, starts, running hours
- kW hours (total and since reset)
- Fault history
- Load profile (hours less than 30% and hours more than 90% load)
- System data display (optional with network and other PowerCommand gensets or transfer switches)

Governing

- Integrated digital electronic isochronous governor
- Temperature dynamic governing
- Smart idle speed mode (some models)
- Glow plug control (some models)

Voltage regulation

- Integrated digital electronic voltage regulator
- Three phase Line-to-Neutral sensing
- Configurable torque matching
- PMG (optional)

Control functions

- Data logging on faults
- Fault simulation (requires InPower)
- Time delay start and cooldown
- Cycle cranking
- (3) configurable customer inputs
- (3) configurable customer outputs

Options

- Analog AC meter display
- Thermostatically controlled space heater
- Key-type mode switch
- Ground fault module
- Auxiliary relays (3)

- Echelon LONWORKS interface
- Modlon Gateway to convert to Modbus (loose)
- PowerCommand iWatch web server for remote monitoring and alarm notification (loose)
- PCCNet and Lonworks Digital input and output module(s) and Remote annunciators (loose)



PowerCommand 2100 control operator/display panel

Emergency Standby Power (ESP):

Applicable for supplying power to varying electrical load for the duration of power interruption of a reliable utility source. Emergency Standby Power (ESP) is in accordance with ISO 8528. Fuel Stop power in accordance with ISO 3046, AS 2789, DIN 6271 and BS 5514.

Limited-Time Running Power (LTP):

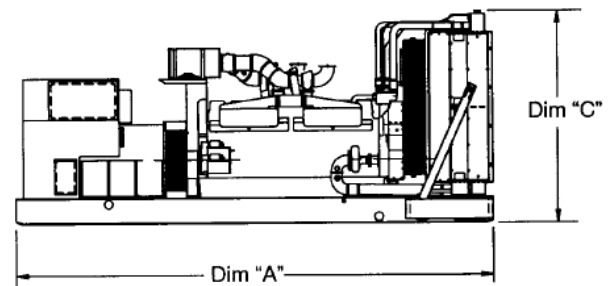
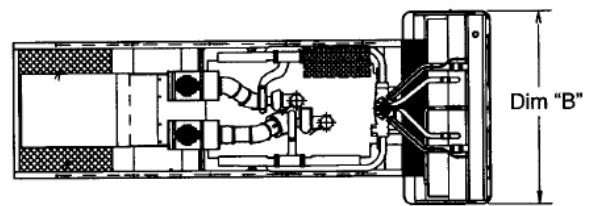
Applicable for supplying power to a constant electrical load for limited hours. Limited-Time Running Power (LTP) is in accordance with ISO 8528.

Prime Power (PRP):

Applicable for supplying power to varying electrical load for unlimited hours. Prime Power (PRP) is in accordance with ISO 8528. Ten percent overload capability is available in accordance with ISO 3046, AS 2789, DIN 6271 and BS 5514.

Base Load (Continuous) Power (COP):

Applicable for supplying power continuously to a constant electrical load for unlimited hours. Continuous Power (COP) in accordance with ISO 8528, ISO 3046, AS 2789, DIN 6271 and BS 5514.



This outline drawing is for reference only. See respective model data sheet for specific model outline drawing number.





Do not use for installation design

Model	Dim "A"* mm (in.)	Dim "B"* mm (in.)	Dim "C"* mm (in.)	Set weight* dry kg (lbs)	Set weight* wet kg (lbs)
GGHJ	2662 (104.8)	1016 (40.0)	1397 (55.0)	TBD	1225 (2700)

* Weights represent a set with standard features. See outline drawings for weights of other configurations.

Codes and standards

Codes or standards compliance may not be available with all model configurations – consult factory for availability.

	<p>This generator set is designed in facilities certified to ISO 9001 and manufactured in facilities certified to ISO 9001 or ISO 9002.</p>		<p>The generator set is available Listed to UL 2200, Stationary Engine Generator Assemblies. The PowerCommand control is Listed to UL 508 - Category NITW7 for U.S. and Canadian usage.</p>
	<p>The Prototype Test Support (PTS) program verifies the performance integrity of the generator set design. Cummins products bearing the PTS symbol meet the prototype test requirements of NFPA 110 for Level 1 systems.</p>	<p>U.S. EPA</p>	<p>Engine certified to U.S. EPA SI Stationary Emission Regulation 40 CFR, Part 60.</p>
	<p>All low voltage models are CSA certified to product class 4215-01.</p>	<p>International Building Code</p>	<p>The generator set package is available certified for seismic application in accordance with the following International Building Code: IBC2000, IBC2003, IBC2006, IBC2009 and IBC2012.</p>

Warning: Back feed to a utility system can cause electrocution and/or property damage. Do not connect to any building's electrical system except through an approved device or after building main switch is open.

For more information contact your local Cummins distributor or visit power.cummins.com

Our energy working for you.™

