

Specification sheet

Diesel Generator set QSB7 series engine

100-200 kW 60 Hz



Description

Cummins Power Generation commercial generator sets are fully integrated power generation systems providing optimum performance, reliability and versatility for stationary standby and prime power applications.

Features

Cummins® heavy-duty engine - Rugged 4-cycle, industrial diesel delivers reliable power, low emissions and fast response to load changes.

Alternator - Several alternator sizes offer selectable motor starting capability with low reactance 2/3 pitch windings, low waveform distortion with non-linear loads and fault clearing short-circuit capability.

Control system - The PowerCommand® 1.1 electronic control is standard equipment and provides total genset system integration including automatic remote starting/stopping, precise frequency and voltage regulation, alarm and status message display, output metering, auto-shutdown at fault detection and NFPA 110 Level 1 compliance. The optional PowerCommand 2.2 control is UL 508 Listed and provides AmpSentry™ protection.

Cooling system - Standard integral set-mounted radiator system, designed and tested for rated ambient temperatures, simplifies facility design requirements for rejected heat.

Enclosures - Optional weather protective and sound attenuated enclosures are available.

NFPA - The genset accepts full rated load in a single step in accordance with NFPA 110 for Level 1 systems.

Warranty and service - Backed by a comprehensive warranty and worldwide distributor network.

Model	Standby rating		Prime rating		Continuous rating		Data sheets	
	60 Hz kW (kVA)	50 Hz kW (kVA)	60 Hz kW (kVA)	50 Hz kW (kVA)	60 Hz kW (kVA)	50 Hz kW (kVA)	60 Hz	50 Hz
DSGAA	100 (125)		90 (113)				D-3349	
DSGAB	125 (156)		113 (141)				D-3350	
DSGAC	150 (188)		135 (169)				D-3351	
DSGAD	175 (219)		160 (200)				D-3516	
DSGAE	200 (250)		180 (225)				D-3517	

Generator set specifications

Governor regulation class	ISO 8528 Part 1 Class G3
Voltage regulation, no load to full load	± 1%
Random voltage variation	± 0.5%
Frequency regulation	Isochronous
Random frequency variation	± 0.25%
Radio frequency emissions compliance	Meets requirements of most industrial and commercial applications

Engine specifications

Bore	107 mm (4.21 in)
Stroke	124.0 mm (4.88 in)
Displacement	6.69 L (408 in ³)
Configuration	Cast iron, in-line, 6 cylinder
Battery capacity	1100 amps minimum at ambient temperature of -18 °C to 0 °C (0 °F to 32 °F)
Battery charging alternator	100 amps
Starting voltage	12 volt, negative ground
Fuel system	Direct injection: number 2 diesel fuel, fuel filter, automatic electric fuel shutoff
Fuel filter	Single element, 10 micron filtration, spin-on fuel filter with water separator
Air cleaner type	Dry replaceable element
Lube oil filter type(s)	Spin-on, full flow
Standard cooling system	High ambient radiator

Alternator specifications

Design	Brushless, 4 pole, drip proof, revolving field
Stator	2/3 pitch
Rotor	Single bearing, flexible discs
Insulation system	Class H
Standard temperature rise	150 °C standby at 40 °C ambient
Exciter type	Torque match (shunt) standard, PMG optional
Phase rotation	A (U), B (V), C (W)
Alternator cooling	Direct drive centrifugal blower fan
AC waveform total harmonic distortion	< 5% no load to full linear load, < 3% for any single harmonic
Telephone influence factor (TIF)	< 50 per NEMA MG1-22.43
Telephone harmonic factor (THF)	< 3

Available voltages

60 Hz Three phase line-neutral/line-line				60 Hz Single phase line-neutral/line-line		
• 110/190	• 115/230 Delta	• 127/220	• 240/416	• 110/220	• 115/230	• 120/240
• 110/220	• 120/208	• 139/240	• 255/440			
• 115/200	• 120/240 Delta	• 220/380	• 277/480			
		• 230/400	• 347/600			
(not available with DSGAD or DSGAE)						

Note: Consult factory for other voltages.

Generator set options and accessories

Engine

- 120 V 150 W lube oil heater
- 120/240 V 1500 W coolant heater

Fuel System

- 24 hour sub-base tank (dual wall)

Alternator

- 105 °C rise
- 125 °C rise
- 120 V 100 W anti-condensation heater
- PMG excitation
- Single phase

Exhaust system

- Heavy duty exhaust elbow
- Slip on exhaust connection

Generator set

- Battery
- Battery charger
- Enclosure: aluminum, steel, weather protective or sound attenuated
- Main line circuit breaker

- Remote annunciator panel
- Spring isolators
- 2 year prime power warranty
- 2 year standby power warranty
- 5 year basic power warranty

Note: Some options may not be available on all models - consult factory for availability.

Control system PowerCommand 1.1



PowerCommand control is an integrated generator set control system providing voltage regulation, engine protection, operator interface and isochronous governing (optional). Major features include:

- Battery monitoring and testing features and smart starting control system.
- Standard PCCNet interface to devices such as remote annunciator for NFPA 110 applications.
- Control boards potted for environmental protection.
- Control suitable for operation in ambient temperatures from -40 °C to +70 °C (-40 °F to +158 °F) and altitudes to 5000 meters (13,000 feet).
- Prototype tested; UL, CSA, and CE compliant.
- InPower™ PC-based service tool available for detailed diagnostics.

Operator/display panel

- Manual off switch
- Alpha-numeric display with pushbutton access for viewing engine and alternator data and providing setup, controls and adjustments (English or international symbols)
- LED lamps indicating genset running, not in auto, common warning, common shutdown, manual run mode and remote start
- Suitable for operation in ambient temperatures from -20 °C to +70 °C
- Bargraph display (optional)

AC protection

- Over current warning and shutdown
- Over and under voltage shutdown
- Over and under frequency shutdown
- Over excitation (loss of sensing) fault
- Field overload

Engine protection

- Overspeed shutdown
- Low oil pressure warning and shutdown
- High coolant temperature warning and shutdown
- Low coolant level warning or shutdown
- Low coolant temperature warning
- High, low and weak battery voltage warning
- Fail to start (overcrank) shutdown
- Fail to crank shutdown
- Redundant start disconnect
- Cranking lockout
- Sensor failure indication
- Low fuel level warning or shutdown
- Fuel-in-rupture-basin warning or shutdown

Alternator data

- Line-to-line and line-to-neutral AC volts
- 3-phase AC current
- Frequency
- Total kVA

Engine data

- DC voltage
- Lube oil pressure
- Coolant temperature
- Engine speed

Other data

- Genset model data
- Start attempts, starts, running hours
- Fault history
- RS485 Modbus® interface
- Data logging and fault simulation (requires InPower service tool)

Digital governing (optional)

- Integrated digital electronic isochronous governor
- Temperature dynamic governing

Digital voltage regulation

- Integrated digital electronic voltage regulator
- 2-phase line-to-line sensing
- Configurable torque matching

Control functions

- Time delay start and cooldown
- Cycle cranking
- PCCNet interface
- (2) Configurable inputs
- (2) Configurable outputs
- Remote emergency stop
- Glow plug control (some models)

Options

- Auxiliary output relays (2)
- 120/240 V, 100 W anti-condensation heater
- Remote annunciator with (3) configurable inputs and (4) configurable outputs
- PMG alternator excitation
- PowerCommand iWatch web server for remote monitoring and alarm notification (loose)
- Auxiliary, configurable signal inputs (8) and configurable relay outputs (8)
- Digital governing
- AC output analog meters (bargraph)
 - Color-coded graphical display of:
 - 3-phase AC voltage
 - 3-phase current
 - Frequency
 - kVA
- Remote operator panel
- PowerCommand 2.2 control with AmpSentry protection

For further detail see document S-1531.

Ratings definitions

Emergency standby power (ESP):

Applicable for supplying power to varying electrical load for the duration of power interruption of a reliable utility source. Emergency Standby Power (ESP) is in accordance with ISO 8528. Fuel Stop power in accordance with ISO 3046, AS 2789, DIN 6271 and BS 5514.

Limited-time running power (LTP):

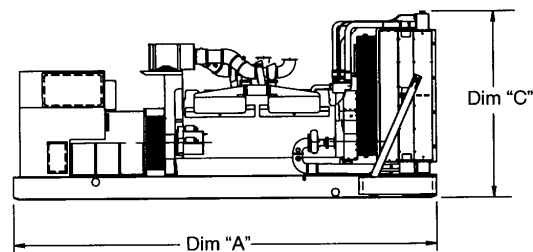
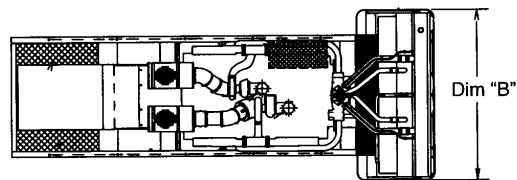
Applicable for supplying power to a constant electrical load for limited hours. Limited Time Running Power (LTP) is in accordance with ISO 8528.

Prime power (PRP):

Applicable for supplying power to varying electrical load for unlimited hours. Prime Power (PRP) is in accordance with ISO 8528. Ten percent overload capability is available in accordance with ISO 3046, AS 2789, DIN 6271 and BS 5514.

Base load (continuous) power (COP):

Applicable for supplying power continuously to a constant electrical load for unlimited hours. Continuous Power (COP) in accordance with ISO 8528, ISO 3046, AS 2789, DIN 6271 and BS 5514.



This outline drawing is for reference only. See respective model data sheet for specific model outline drawing number.



Do not use for installation design

Model	Dim "A" mm (in.)	Dim "B" mm (in.)	Dim "C" mm (in.)	Set Weight* dry kg (lbs)	Set Weight* wet kg (lbs)
DSGAA	2656 (104.6)	1100 (43.3)	1549 (61)		1180 (2602)
DSGAB	2656 (104.6)	1100 (43.3)	1549 (61)		1225 (2700)
DSGAC	2656 (104.6)	1100 (43.3)	1549 (61)		1263 (2784)
DSGAD	2656 (104.6)	1100 (43.3)	1549 (61)		1361 (3000)
DSGAE	2656 (104.6)	1100 (43.3)	1549 (61)		1361 (3000)

* Note: Weights represent a set with standard features. See outline drawings for weights of other configurations.

Codes and standards

Codes or standards compliance may not be available with all model configurations – consult factory for availability.

	<p>This generator set is designed in facilities certified to ISO 9001 and manufactured in facilities certified to ISO 9001 or ISO 9002.</p>	<p>UL2200 The generator set is available listed to UL 2200.</p>
	<p>The Prototype Test Support (PTS) program verifies the performance integrity of the generator set design. Cummins Power Generation products bearing the PTS symbol meet the prototype test requirements of NFPA 110 for Level 1 systems.</p>	<p>U.S. EPA Engine certified to Stationary Emergency U.S. EPA New Source Performance Standards, 40 CFR 60 subpart IIII Tier 3 exhaust emission levels. U.S. applications must be applied per this EPA regulation.</p>
<p>CSA</p>	<p>All low voltage models are certified to CSA C22.2 No.100 and CSA C22.2 No.14.</p>	<p>International Building Code The generator set package is available certified for seismic application in accordance with the following International Building Code: IBC2000, IBC2003 IBC2006, IBC2009 and IBC2012.</p>

Warning: Back feed to a utility system can cause electrocution and/or property damage. Do not connect to any building's electrical system except through an approved device or after building main switch is open.

North America

1400 73rd Avenue N.E.
Minneapolis, MN 55432
USA

Phone 763 574 5000
Fax 763 574 5298

Our energy working for you.™

©2015 Cummins Power Generation Inc. All rights reserved.

Cummins Power Generation and Cummins are registered trademarks of Cummins Inc. PowerCommand, AmpSentry, InPower and "Our energy working for you." are trademarks of Cummins Power Generation. Other company, product, or service names may be trademarks or service marks of others. Specifications are subject to change without notice.

S-1544n (3/15)



cumminspower.com