



Diesel generator set 6BTA5.9 series engine

100 kW – 125 kW Standby



Description

Cummins® commercial generator sets are fully integrated power generation systems providing optimum performance, reliability and versatility for stationary Standby and Prime Power applications.

Features

Cummins heavy-duty engine - Rugged 4-cycle, industrial diesel delivers reliable power, low emissions and fast response to load changes.

Alternator - Several alternator sizes offer selectable motor starting capability with low reactance 2/3 pitch windings, low waveform distortion with non-linear loads and fault clearing short-circuit capability.

Control system - The PowerCommand® electronic control is standard equipment and provides total genset system integration including automatic remote starting/stopping, precise frequency and voltage regulation, alarm and status message display, AmpSentry™ protection, output metering, auto-shutdown at fault detection and NFPA 110 Level 1 compliance.

Cooling system - Standard and enhanced integral set-mounted radiator systems, designed and tested for rated ambient temperatures to simplify the facility design requirements for rejected heat.

Enclosures - Optional weather protective and sound attenuated enclosures are available.

Fuel tanks - Dual wall sub-base fuel tanks and in-skid day tanks are also offered.

NFPA - The genset accepts full rated load in a single step in accordance with NFPA 110 for Level 1 systems.

Warranty and service - Backed by a comprehensive warranty and worldwide distributor network.

Model	Standby rating		Prime rating		Continuous rating		Data sheets	
	60 Hz kW (kVA)	50 Hz kW (kVA)	60 Hz kW (kVA)	50 Hz kW (kVA)	60 Hz kW (kVA)	50 Hz kW (kVA)	60 Hz	50 Hz
DGDK	125 (156)	100 (125)	113 (141)	90 (113)			D-3429	D-3430

Generator set specifications

Governor regulation class	ISO8528 Part 1 Class G3
Voltage regulation, no load to full load	± 1.0%
Random voltage variation	± 1.0%
Frequency regulation	5%
Random frequency variation	± 0.5% (isochronous optional ± 0.25%)
Radio frequency emissions compliance	Meets requirements of most industrial and commercial applications.

Engine specifications

Bore	102.1 mm (4.02 in)
Stroke	119.9 mm (4.72 in)
Displacement	5.9 L (359.0 in ³)
Configuration	Cast iron, in-line, 6 cylinder
Battery capacity	460 amps minimum at ambient temperature of 0 °C (32 °F)
Battery charging alternator	65 Amps
Starting voltage	12 Volt, negative ground
Fuel system	Direct injection: number 2 diesel fuel, fuel filter, automatic electric fuel shutoff
Fuel filter	Single element, 10 micron filtration, spin-on fuel filter with water separator
Air cleaner type	Dry replaceable element
Lube oil filter type(s)	Spin-on, full flow
Standard cooling system	40 °C (104 °F) ambient radiator

Alternator specifications

Design	Brushless, 4 pole, drip proof, revolving field
Stator	2/3 pitch
Rotor	Single bearing, flexible discs
Insulation system	Class H
Standard temperature rise	150 °C Standby at 40 °C ambient
Exciter type	Torque match (shunt)
Phase rotation	A (U), B (V), C (W)
Alternator cooling	Direct drive centrifugal blower
AC waveform Total Harmonic Distortion (THDV)	< 5% no load to full linear load, < 3% for any single harmonic
Telephone Influence Factor (TIF)	< 50 per NEMA MG1-22.43
Telephone Harmonic Factor (THF)	< 3

Available voltages

60 Hz				50 Hz				
Reconnectable		Non-Reconnectable		Reconnectable			Non-Reconnectable	
3-phase		1-phase	3-phase	3-phase			1-phase	3-phase
• 120/208	• 120/240	• 120/240	• 220/380	• 120/208	• 120/240	• 127/220	• 120/240	• 220/380
• 127/220	• 139/240		• 347/600	• 139/240	• 254/440	• 277/480		• 347/600
• 240/416	• 254/440			• 127/220				
• 277/480	•			• 240/416				

Note: Consult factory for other voltages.

Generator set options and accessories

Engine

- 120/240 V 1500 W coolant heater
- 120/240 V 150 W lube oil heater
- Electronic governor
- Engine oil temperature

Fuel system

- 12 hour sub-base tank (dual tank)
- 24 hour sub-base tank (dual wall)
- 473 L (125 gal) sub-base tank (single wall)

Alternator

- 105 °C rise
- 125 °C rise
- 120/240 V 100 W anti-condensation heater
- PMG excitation
- Single phase

Exhaust system

- Genset mounted muffler
- Heavy duty exhaust elbow
- Slip on exhaust connection

Cooling system

- 50 °C ambient

Generator set

- AC entrance box
- Battery
- Battery charger
- Enclosure: aluminium, steel, weather protective or sound attenuated
- Export box packaging
- Main line circuit breaker
- PowerCommand Network Communications Module (NCM)
- Remote radiator cooling
- Remote annunciator panel
- Spring isolators
- 2 year Standby power warranty
- 2 year Prime power warranty
- 5 year Basic power warranty

Note: Some options may not be available on all models - consult factory for availability.

Control system PCC 2100



PowerCommand control is an integrated generator set control system providing governing, voltage regulation, engine protection and operator interface functions. Major features include:

- Integral AmpSentry™ Protective Relay providing a full range of alternator protection functions that are matched to the alternator provided.
- Battery monitoring and testing features and smart starting control system.
- Three phase sensing, full wave rectified voltage regulation system, with a PWM output for stable operation with all load types.
- Standard PCCNet™ and optional Echelon® LONWORKS® network interface.
- Control suitable for operation in ambient temperatures from -40 °C to +70 °C (-40 °F to +158 °F) and altitudes to 5000 meters (13,000 feet).
- Prototype tested; UL, CSA, and CE compliant.
- InPower™ PC-based service tool available for detailed diagnostics.

Operator/display panel

- Off/manual/auto mode switch
- Manual run/stop switch
- Panel lamp test switch
- Emergency stop switch
- Alpha-numeric display with pushbutton access for viewing engine and alternator data and providing setup, controls and adjustments
- LED lamps indicating genset running, not in auto, common warning, common shutdown
- Configurable LED lamps (5)
- Configurable for local language

Engine protection

- Overspeed shut down
- Low oil pressure warning and shut down
- High coolant temperature warning and shut down
- High oil temperature warning (some models)
- Low coolant level warning or shut down
- Low coolant temperature warning
- High and low battery voltage warning
- Weak battery warning
- Dead battery shut down
- Fail to start (overcrank) shut down
- Fail to crank shut down
- Redundant start disconnect
- Cranking lockout
- Sensor failure indication

Engine data

- DC voltage
- Lube oil pressure
- Coolant temperature
- Lube oil temperature (some models)
- Engine speed

AmpSentry AC protection

- Over current and short-circuit shut down
- Over current warning
- Single and three phase fault regulation
- Over and under voltage shut down
- Over and under frequency shut down
- Overload warning with alarm contact
- Reverse power and reverse Var shut down
- Excitation fault

Alternator data

- Line-to-Line and Line-to-Neutral AC volts
- Three phase AC current
- Frequency
- Total and individual phase power factor, kW and kVA

Other data

- Genset model data
- Start attempts, starts, running hours
- kW hours (total and since reset)
- Fault history
- Load profile (hours less than 30% and hours more than 90% load)
- System data display (optional with network and other PowerCommand gensets or transfer switches)

Governing

- Digital electronic isochronous governor
- Temperature dynamic governing
- Smart idle speed mode
- Glow plug control (some models)

Voltage regulation

- Digital PWM electronic voltage regulation
- Three phase Line-to-Neutral sensing
- Suitable for PMG or shunt excitation
- Single and three phase fault regulation
- Configurable torque matching

Control functions

- Data logging on faults
- Fault simulation (requires InPower)
- Time delay start and cooldown
- Cycle cranking
- PCCNet interface
- Configurable customer inputs (4)
- Configurable customer outputs (4)
- Configurable network inputs (8) and outputs (16) (with optional network)
- Remote emergency stop

Options

- LED bargraph AC data display
- Thermostatically controlled space heater
- Key-type mode switch
- Ground fault module
- Auxiliary relays (3)
- Echelon LONWORKS interface
- Modbus Gateway to convert to Modbus (loose)
- PowerCommand iWatch web server for remote monitoring and alarm notification (loose)
- Digital input and output module(s) (loose)
- Remote annunciator (loose)

For further detail see document S-1409.

Ratings definitions

Emergency Standby Power (ESP):

Applicable for supplying power to varying electrical loads for the duration of power interruption of a reliable utility source. Emergency Standby Power (ESP) is in accordance with ISO 8528. Fuel Stop power in accordance with ISO 3046, AS 2789, DIN 6271 and BS 5514.

Limited-Time Running Power (LTP):

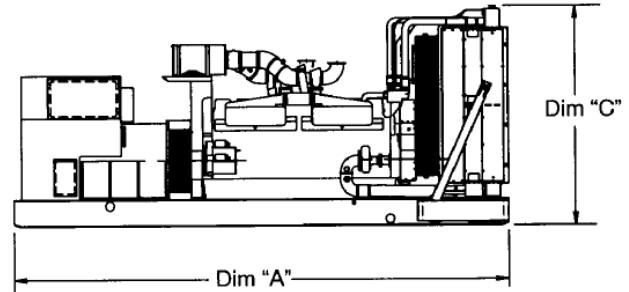
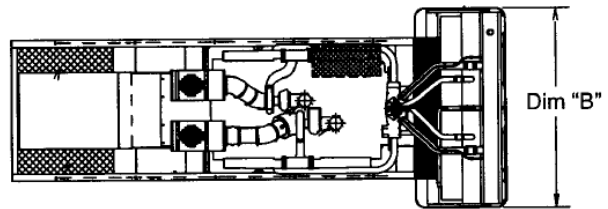
Applicable for supplying power to a constant electrical load for limited hours. Limited-Time Running Power (LTP) is in accordance with ISO 8528.

Prime Power (PRP):

Applicable for supplying power to varying electrical loads for unlimited hours. Prime Power (PRP) is in accordance with ISO 8528. Ten percent overload capability is available in accordance with ISO 3046, AS 2789, DIN 6271 and BS 5514.

Base Load (Continuous) Power (COP):

Applicable for supplying power continuously to a constant electrical load for unlimited hours. Continuous Power (COP) in accordance with ISO 8528, ISO 3046, AS 2789, DIN 6271 and BS 5514.







This outline drawing is for reference only. See respective model data sheet for specific model outline drawing number.

Do not use for installation design

Model	Dim "A" mm (in.)	Dim "B" mm (in.)	Dim "C" mm (in.)	Set weight* dry kg (lbs)	Set weight* wet kg (lbs)
DGDK	2662 (104.8)	1016 (40.0)	1252 (49.3)		1179 (2600)

* Weights represent a set with standard features. See outline drawings for weights of other configurations.

Codes and standards

	This generator set is designed in facilities certified to ISO 9001 and manufactured in facilities certified to ISO 9001 or ISO 9002.		The PowerCommand control is Listed to UL 508 - Category NITW7 for U.S. and Canadian usage.
	The Prototype Test Support (PTS) program verifies the performance integrity of the generator set design. Cummins products bearing the PTS symbol meet the prototype test requirements of NFPA 110 for Level 1 systems.		All low voltage models are CSA certified to product class 4215-01.
U.S. EPA	Engine meets former U.S. EPA Nonroad Source Emissions Standards, 40 CFR 89, Tier 1.		

For more information contact your local Cummins distributor or visit power.cummins.com

Our energy working for you.™

